











P	E	R	R	O		
---	---	---	---	---	--	---



C	E	B	R	A		
---	---	---	---	---	--	---

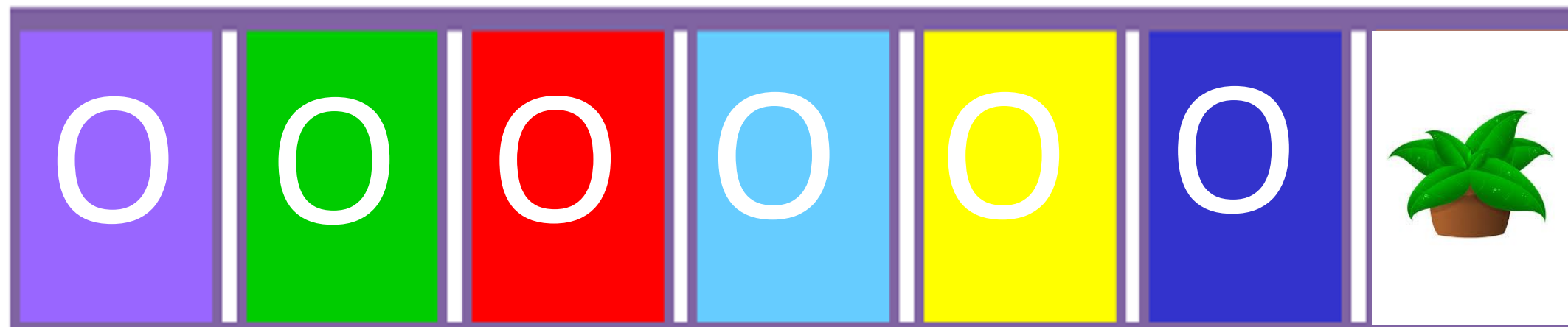


B	U	H	O			
---	---	---	---	--	--	---















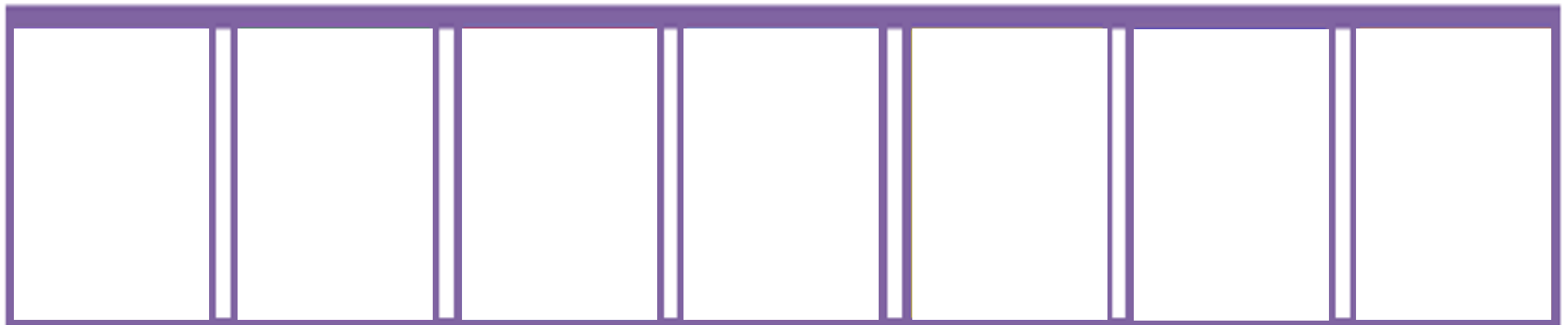












INSTRUCCIONES DE ARMADO:

1. Imprimir y recortar todos los cuadros individualmente
2. Armar 6 montones con el abecedario completo superpuesto (de la a a la z) y al final, como 7ª tarjeta superponer todas las imágenes de los animales.
3. Superponer 1 fila de todas fichas blancas para usar cuando las palabras formadas no ocupen todos los 6 cuadros y queden espacios en blanco.
4. anillar todos los montoncitos así ordenados.